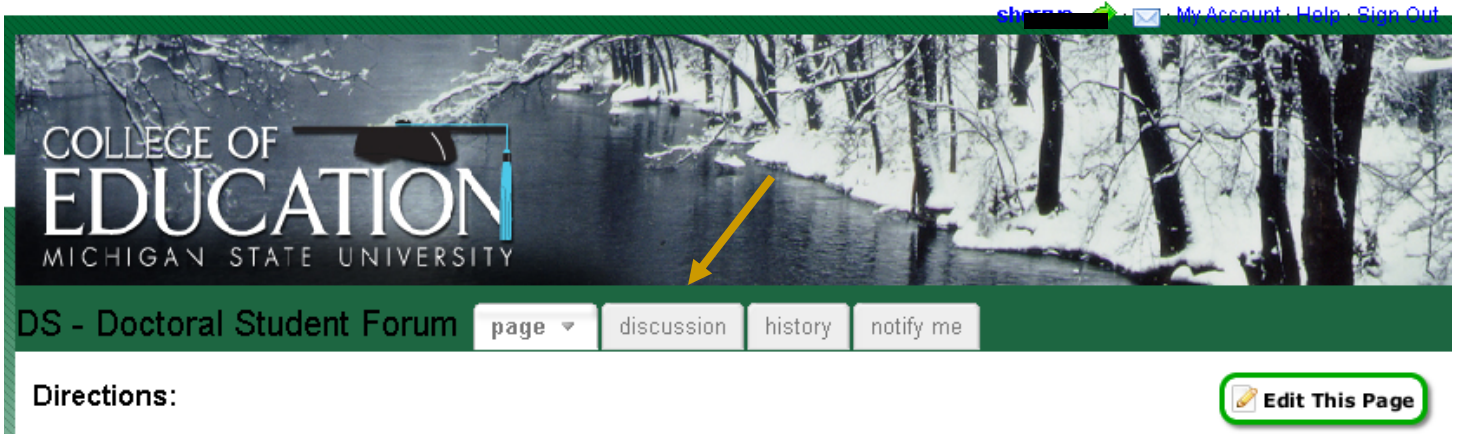


NOTE: You must be logged into the wikispace to view and/or participate in discussions. Discussion Tabs are specific to the wiki page you are on viewing.

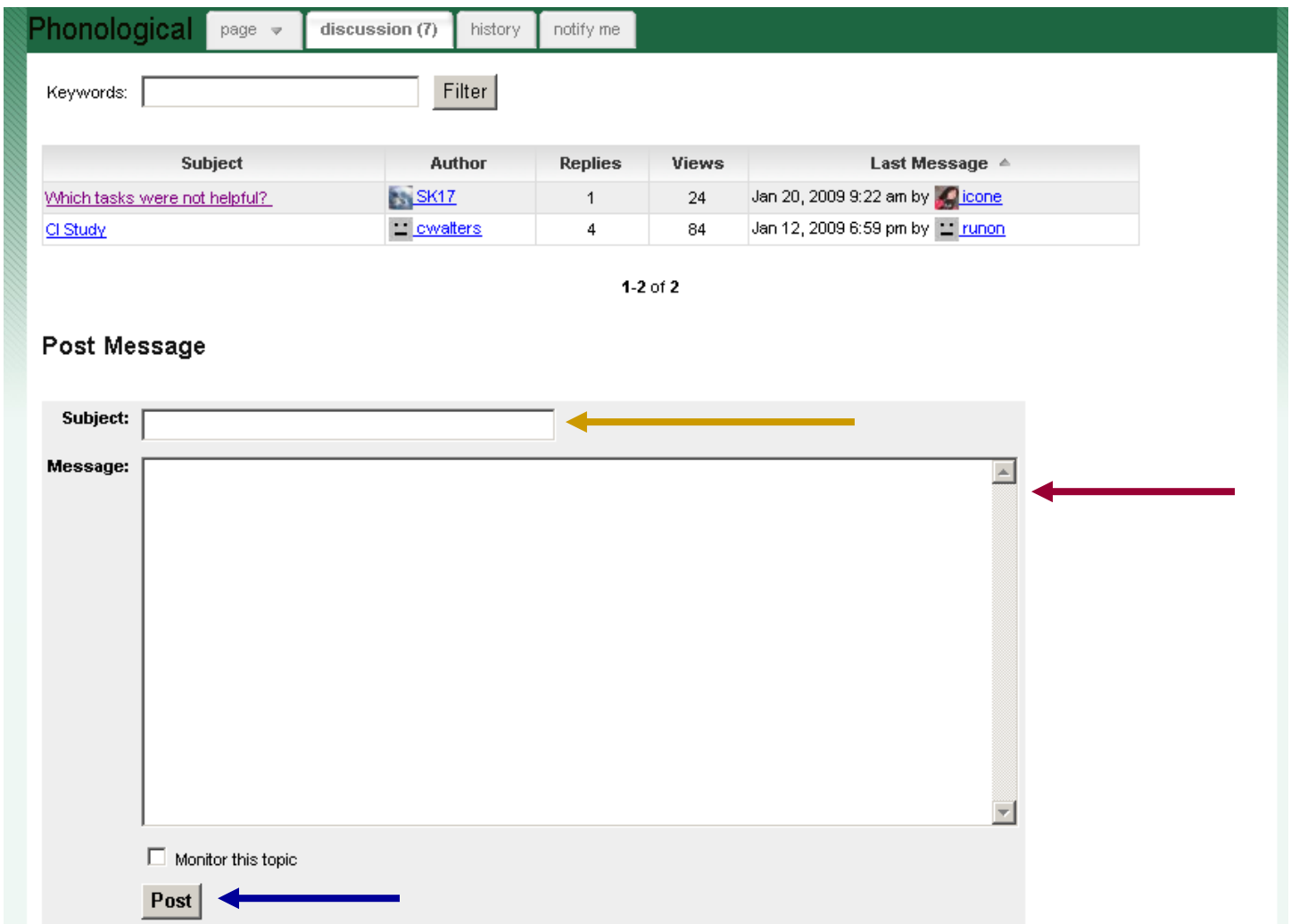
PARTICIPATE IN THE PAGE DISCUSSION(S)

Click on the **“discussion”** tab.



DS - Doctoral Student Forum page ▾ discussion history notify me Edit This Page

Type a brief description of your subject in the **“Subject”** box. Type your question and/or comment in the **“Message”** box. Click the **“Post”** button. (Note: This feature is always found under the “discussion” tab.)



Phonological page ▾ discussion (7) history notify me

Keywords: Filter

Subject	Author	Replies	Views	Last Message ▲
Which tasks were not helpful?	SK17	1	24	Jan 20, 2009 9:22 am by icone
Cl Study	cwaiters	4	84	Jan 12, 2009 6:59 pm by runon

1-2 of 2

Post Message

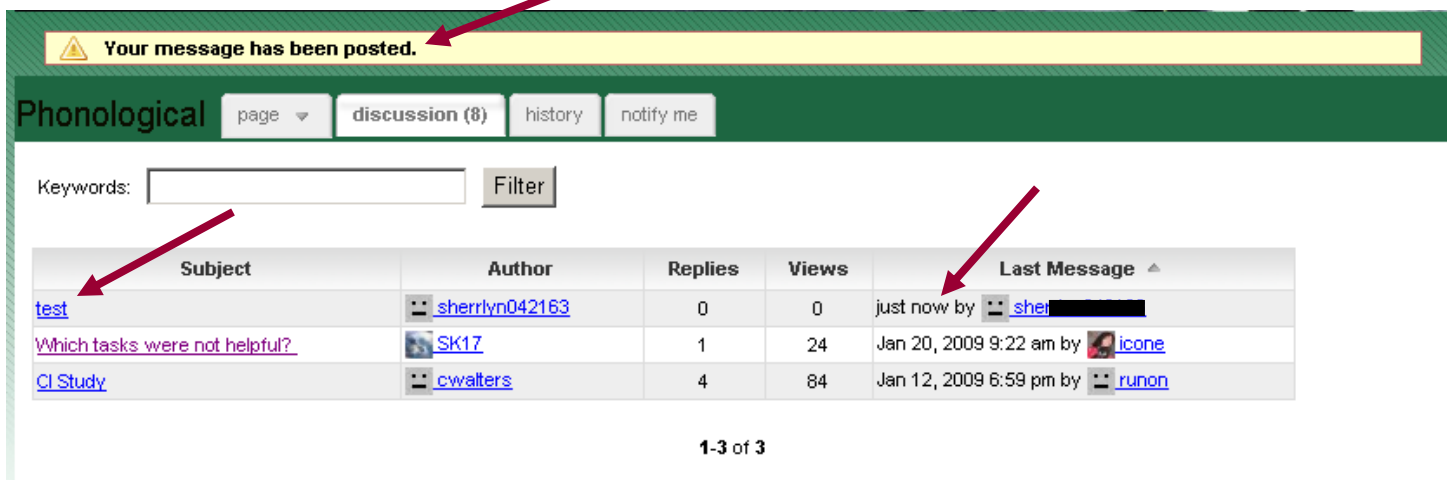
Subject:

Message:

Monitor this topic

Post

The page will refresh and you will see **confirmation** of your message being posted.



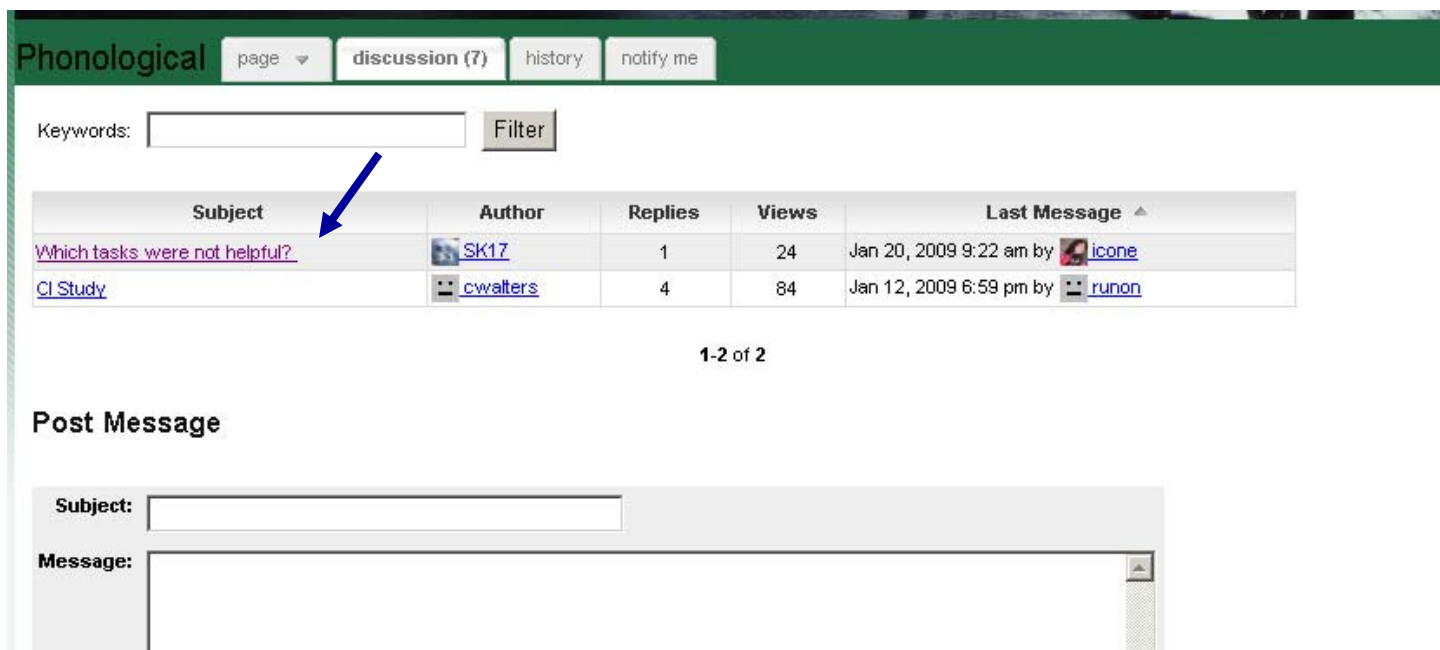
A screenshot of a forum interface. At the top, a yellow banner with a warning icon contains the text "Your message has been posted." with a red arrow pointing to it. Below this is a green header bar with the text "Phonological" and buttons for "page", "discussion (8)", "history", and "notify me". A search bar with the label "Keywords:" and a "Filter" button is present. Below the search bar is a table with columns: "Subject", "Author", "Replies", "Views", and "Last Message". The table contains three rows of data. A red arrow points to the "Subject" column header, and another red arrow points to the "Last Message" column header.

Subject	Author	Replies	Views	Last Message
test	sherrlyn042163	0	0	just now by shei
Which tasks were not helpful?	SK17	1	24	Jan 20, 2009 9:22 am by icone
CI Study	cwalters	4	84	Jan 12, 2009 6:59 pm by runon

1-3 of 3

VIEW POSTS ON A DISCUSSION TAB

Click on the **brief description** of the post you wish to view under the Subject heading.



A screenshot of a forum interface. The top green header bar shows "Phonological" and buttons for "page", "discussion (7)", "history", and "notify me". Below is a search bar with "Keywords:" and a "Filter" button. A table with columns "Subject", "Author", "Replies", "Views", and "Last Message" is shown. A blue arrow points to the "Subject" column header. Below the table, the text "1-2 of 2" is visible. At the bottom, a "Post Message" form is shown with fields for "Subject:" and "Message:".

Subject	Author	Replies	Views	Last Message
Which tasks were not helpful?	SK17	1	24	Jan 20, 2009 9:22 am by icone
CI Study	cwalters	4	84	Jan 12, 2009 6:59 pm by runon

1-2 of 2

Post Message

Subject:


Message:

The post will open up displaying the original post and any responses it may have. You may join the post’s discussion by utilizing the “Reply” form at the bottom of the page. Type your question and/or comment in the **“Message” box**. Click the **“Post” button**.


Reply

Subject: re: Which tasks were not helpful?

Message:



Monitor this topic

Post 

[help on how to format text](#)